

## [KO Validated] SQSTM1 Polyclonal Antibody

<b>Catalog No.</b>	A11483	<b>Category</b>	Polyclonal Antibodies
<b>Applications</b>	WB, IHC, IF, IP	<b>Observed MW</b>	62kDa
<b>Cross-reactivity</b>	Human, Mouse, Rat	<b>Calculated MW</b>	38kDa/47kDa

### Immunogen Information

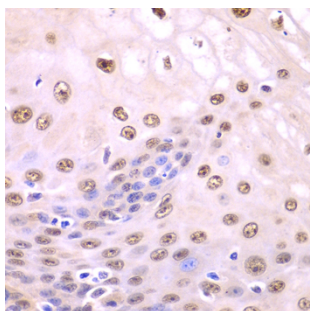
<b>Immunogen</b>	Recombinant fusion protein containing a sequence corresponding to amino acids 1-440 of human SQSTM1 (NP_001135770.1).
<b>Gene ID</b>	8878
<b>Swiss prot</b>	Q13501
<b>Synonyms</b>	SQSTM1; A170; DMRV; FTDALS3; NADGP; OSIL; PDB3 ; ZIP3; p60; p62; p62B; sequestosome-1

### Product information

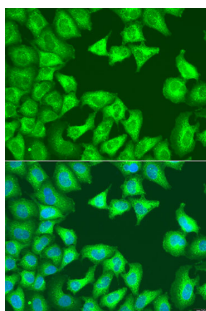
<b>Source</b>	Rabbit
<b>Isotype</b>	IgG
<b>Purification method</b>	Affinity purification
<b>Storage</b>	Store at -20°C. Avoid freeze / thaw cycles. Buffer: PBS with 0.02% sodium azide, 50% glycerol, pH7.3.

### Background

This gene encodes a multifunctional protein that binds ubiquitin and regulates activation of the nuclear factor kappa-B (NF-κB) signaling pathway. The protein functions as a scaffolding/adaptor protein in concert with TNF receptor-associated factor 6 to mediate activation of NF-κB in response to upstream signals. Alternatively spliced transcript variants encoding either the same or different isoforms have been identified for this gene. Mutations in this gene result in sporadic and familial Paget disease of bone.



Immunohistochemistry - [KO Validated]  
SQSTM1 Polyclonal Antibody (A11483)



Immunofluorescence - [KO Validated]  
SQSTM1 Polyclonal Antibody (A11483)

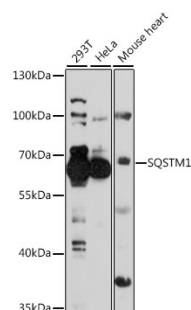
### Recommended Dilutions

WB 1:500 -  
1:2000

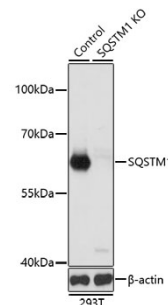
IHC 1:50 -  
1:100

IF 1:50 -  
1:100


IP 1:20 - 1:50



Western blot - [KO Validated] SQSTM1  
Polyclonal Antibody (A11483)



Western blot - [KO Validated] SQSTM1  
Polyclonal Antibody (A11483)



Immunoprecipitation - [KO Validated]  
SQSTM1 Polyclonal Antibody (A11483)