

[KO Validated] RBFOX3 Polyclonal Antibody

Catalog No.	A0951	Category	Polyclonal Antibodies
Applications	WB, IHC, IF	Observed MW	50kDa
Cross-reactivity	Human, Mouse, Rat	Calculated MW	33kDa/35kDa

Immunogen Information

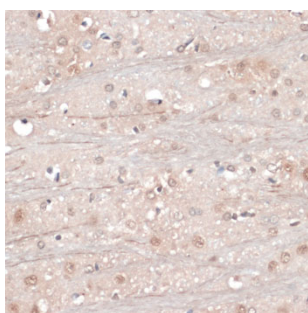
Immunogen	Recombinant fusion protein containing a sequence corresponding to amino acids 1-220 of human RBFOX3 (NP_001076045.1).
Gene ID	146713
Swiss prot	A6NFN3
Synonyms	RBFOX3; FOX-3; FOX3; HRNBP3; NEUN; RNA binding protein fox-1 homolog 3

Product information

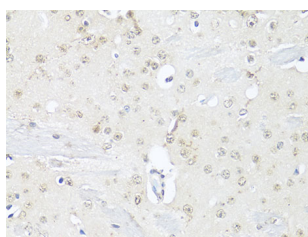
Source	Rabbit
Isotype	IgG
Purification method	Affinity purification
Storage	Store at -20°C. Avoid freeze / thaw cycles. Buffer: PBS with 0.02% sodium azide, 50% glycerol, pH7.3.

Background

This gene encodes a member of the RNA-binding FOX protein family which is involved in the regulation of alternative splicing of pre-mRNA. The protein has an N-terminal proline-rich region, an RNA recognition motif (RRM) domain, and a C-terminal alanine-rich region. This gene produces the neuronal nuclei (NeuN) antigen that has been widely used as a marker for post-mitotic neurons. This gene has its highest expression in the central nervous system and plays a prominent role in neural tissue development and regulation of adult brain function. Mutations in this gene have been associated with numerous neurological disorders. Alternative splicing of this gene results in multiple transcript variants encoding distinct isoforms.



Immunohistochemistry - [KO Validated]
RBFOX3 Polyclonal Antibody (A0951)



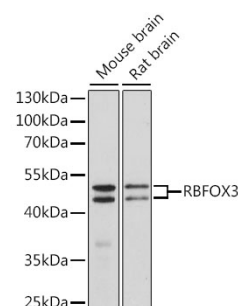
Immunohistochemistry - [KO Validated]
RBFOX3 Polyclonal Antibody (A0951)

Recommended Dilutions

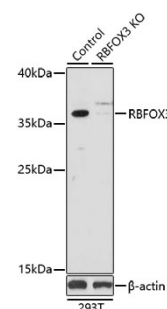
WB 1:500 -
1:2000

IHC 1:50 -
1:200

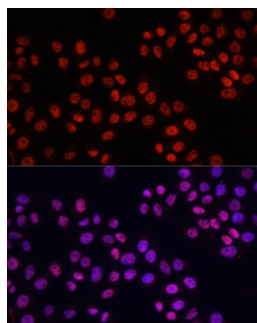
IF 1:50 -
1:200



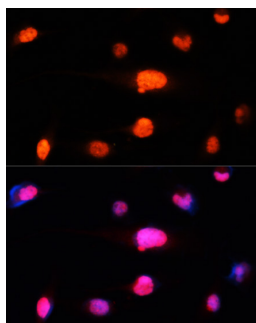
Western blot - [KO Validated] RBFOX3
Polyclonal Antibody (A0951)



Western blot - [KO Validated] RBFOX3
Polyclonal Antibody (A0951)



Immunofluorescence - [KO Validated]
RBFOX3 Polyclonal Antibody (A0951)



Immunofluorescence - [KO Validated]
RBFOX3 Polyclonal Antibody (A0951)