

Phospho-PXN-Y118 pAb

Catalog No.	AP0156	Category	Phosphorylated Antibodies
Applications	WB, IHC	Observed MW	70kDa
Cross-reactivity	Human, Mouse, Rat	Calculated MW	46kDa/60kDa/64kDa/66kDa

Immunogen Information

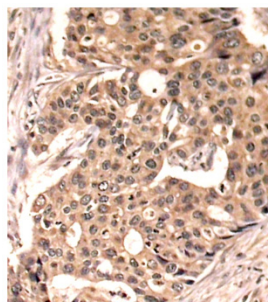
Immunogen	A phospho specific peptide corresponding to residues surrounding Y118 of human PXN
Gene ID	5829
Swiss prot	P49023
Synonyms	PXN; paxillin

Product information

Source	Rabbit
Isotype	IgG
Purification method	Affinity purification
Storage	Store at -20°C. Avoid freeze / thaw cycles. Buffer: PBS with 0.02% sodium azide, 50% glycerol, pH7.3.

Background

This gene encodes a cytoskeletal protein involved in actin-membrane attachment at sites of cell adhesion to the extracellular matrix (focal adhesion). Alternatively spliced transcript variants encoding different isoforms have been described for this gene. These isoforms exhibit different expression pattern, and have different biochemical, as well as physiological properties (PMID:9054445).

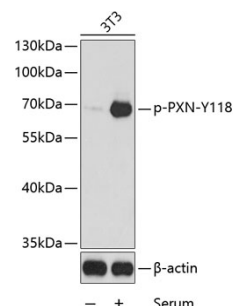


Immunohistochemistry - Phospho-PXN-Y118 pAb (AP0156)

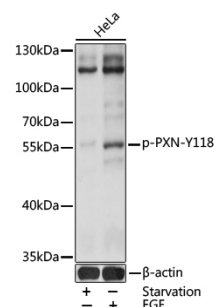
Recommended Dilutions

WB 1:500 -
1:2000

IHC 1:50 -
1:100



Western blot - Phospho-PXN-Y118 pAb (AP0156)



Western blot - Phospho-PXN-Y118 pAb (AP0156)