

UVRAG Polyclonal Antibody

Catalog No.	A8462	Category	Polyclonal Antibodies
Applications	WB, IHC	Observed MW	100kDa
Cross-reactivity	Human, Mouse, Rat	Calculated MW	35kDa/78kDa

Immunogen Information

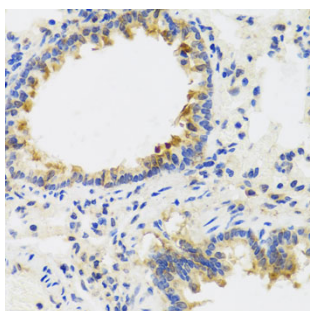
Immunogen	Recombinant fusion protein containing a sequence corresponding to amino acids 501-699 of human UVRAG (NP_003360.2).
Gene ID	7405
Swiss prot	Q9P2Y5
Synonyms	UVRAG; DHTX; VPS38; p63; UV radiation resistance associated

Product information

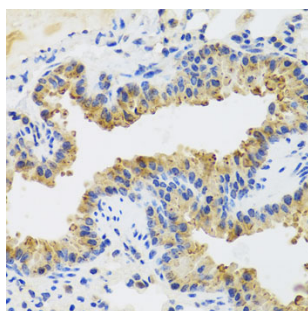
Source	Rabbit
Isotype	IgG
Purification method	Affinity purification
Storage	Store at -20°C. Avoid freeze / thaw cycles. Buffer: PBS with 0.02% sodium azide, 50% glycerol, pH7.3.

Background

This gene complements the ultraviolet sensitivity of xeroderma pigmentosum group C cells and encodes a protein with a C2 domain. The protein activates the Beclin1-PI(3)KC3 complex, promoting autophagy and suppressing the proliferation and tumorigenicity of human colon cancer cells. Chromosomal aberrations involving this gene are associated with left-right axis malformation and mutations in this gene have been associated with colon cancer.



Immunohistochemistry - UVRAG Polyclonal Antibody (A8462)

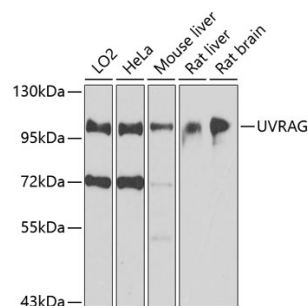


Immunohistochemistry - UVRAG Polyclonal Antibody (A8462)

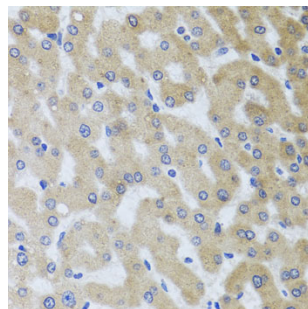
Recommended Dilutions

WB 1:500 -
1:2000

IHC 1:50 -
1:100



Western blot - UVRAG Polyclonal Antibody (A8462)



Immunohistochemistry - UVRAG Polyclonal Antibody (A8462)