

[KO Validated] NUDT1 Polyclonal Antibody

Catalog No.	A13330	Category	Polyclonal Antibodies
Applications	WB, IHC, IP	Observed MW	18kDa
Cross-reactivity	Human	Calculated MW	17kDa/19kDa/20kDa/22kDa

Immunogen Information

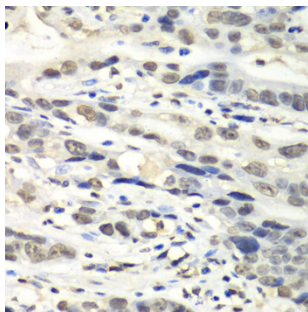
Immunogen	Recombinant fusion protein containing a sequence corresponding to amino acids 1-179 of human NUDT1 (NP_945192.1).
Gene ID	4521
Swiss prot	P36639
Synonyms	NUDT1; MTH1; nudix hydrolase 1

Product information


Source	Rabbit
Isotype	IgG
Purification method	Affinity purification
Storage	Store at -20°C. Avoid freeze / thaw cycles. Buffer: PBS with 0.02% sodium azide, 50% glycerol, pH7.3.

Background

Misincorporation of oxidized nucleoside triphosphates into DNA/RNA during replication and transcription can cause mutations that may result in carcinogenesis or neurodegeneration. The protein encoded by this gene is an enzyme that hydrolyzes oxidized purine nucleoside triphosphates, such as 8-oxo-dGTP, 8-oxo-dATP, 2-hydroxy-dATP, and 2-hydroxy rATP, to monophosphates, thereby preventing misincorporation. The encoded protein is localized mainly in the cytoplasm, with some in the mitochondria, suggesting that it is involved in the sanitization of nucleotide pools both for nuclear and mitochondrial genomes. Several alternatively spliced transcript variants, some of which encode distinct isoforms, have been identified. Additional variants have been observed, but their full-length natures have not been determined. A single-nucleotide polymorphism that results in the production of an additional, longer isoform (p26) has been described.



Immunohistochemistry - [KO Validated] NUDT1 Polyclonal Antibody (A13330)



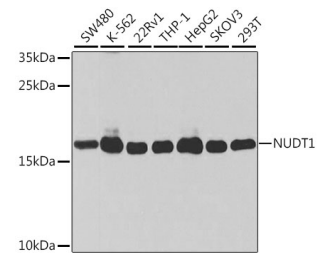
Immunoprecipitation - [KO Validated] NUDT1 Polyclonal Antibody (A13330)

Recommended Dilutions

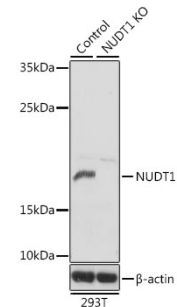
WB 1:500 -
1:2000

IHC 1:50 -
1:200

IP 1:20 - 1:50



Western blot - [KO Validated] NUDT1 Polyclonal Antibody (A13330)



Western blot - [KO Validated] NUDT1 Polyclonal Antibody (A13330)