

PDCD6IP Polyclonal Antibody

Catalog No.	A2215	Category	Polyclonal Antibodies
Applications	WB, IHC	Observed MW	105kDa
Cross-reactivity	Human, Mouse, Rat	Calculated MW	30kDa/96kDa

Immunogen Information

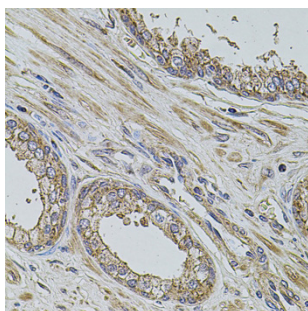
Immunogen	Recombinant fusion protein containing a sequence corresponding to amino acids 1-180 of human PDCD6IP (NP_037506.2).
Gene ID	10015
Swiss prot	Q8WUM4
Synonyms	PDCD6IP; AIP1; ALIX; DRIP4; HP95; programmed cell death 6-interacting protein

Product information

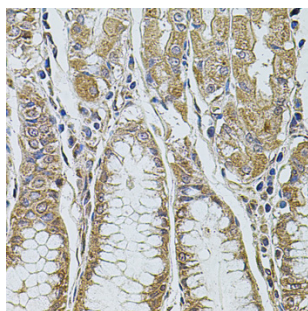
Source	Rabbit
Isotype	IgG
Purification method	Affinity purification
Storage	Store at -20°C. Avoid freeze / thaw cycles. Buffer: PBS with 0.02% sodium azide, 50% glycerol, pH7.3.

Background

This gene encodes a protein that functions within the ESCRT pathway in the abscission stage of cytokinesis, in intraluminal endosomal vesicle formation, and in enveloped virus budding. Studies using mouse cells have shown that overexpression of this protein can block apoptosis. In addition, the product of this gene binds to the product of the PDCD6 gene, a protein required for apoptosis, in a calcium-dependent manner. This gene product also binds to endophilins, proteins that regulate membrane shape during endocytosis. Overexpression of this gene product and endophilins results in cytoplasmic vacuolization, which may be partly responsible for the protection against cell death. Several alternatively spliced transcript variants encoding different isoforms have been found for this gene. Related pseudogenes have been identified on chromosome 15.



Immunohistochemistry - PDCD6IP Polyclonal Antibody (A2215)

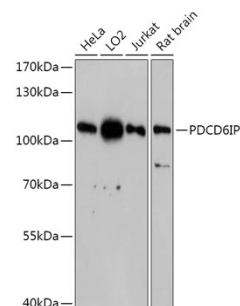


Immunohistochemistry - PDCD6IP Polyclonal Antibody (A2215)

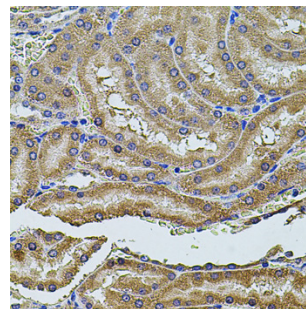
Recommended Dilutions

WB 1:200 -
1:2000

IHC 1:50 -
1:200



Western blot - PDCD6IP Polyclonal Antibody (A2215)



Immunohistochemistry - PDCD6IP Polyclonal Antibody (A2215)