

**PAA899Ra01**

**Polyclonal Antibody to Osteopontin (OPN)**

**Organism Species: *Rattus norvegicus* (Rat)**

***Instruction manual***

FOR RESEARCH USE ONLY

NOT FOR USE IN CLINICAL DIAGNOSTIC PROCEDURES

---

13th Edition (Revised in Aug, 2023)

**[ PROPERTIES ]**

**Source:** Polyclonal antibody preparation

**Host:** Rabbit

**Purification:** Antigen-specific affinity chromatography followed by Protein A affinity chromatography

**Traits:** Liquid

**Concentration:** 0.5mg/ml

**UOM:** 100µl

**Cross Reactivity:** Human

**Applications:** WB; IHC; ICC; IP.

**[ IMMUNOGEN ]**

**Immunogen:** Recombinant OPN (Leu17~Asn317) expressed in 293F cell

**Accession No.:** EPA899Ra61

**[ APPLICATIONS ]**

Western blotting: 0.01-2µg/mL;

Immunohistochemistry: 5-20µg/mL;

Immunocytochemistry: 5-20µg/mL;

Optimal working dilutions must be determined by end user.

**[ FORMULATION ]**

**Form & Buffer:** Supplied as solution form in PBS, pH7.4, containing 0.02% NaN<sub>3</sub>, 50% glycerol.

**[ STORAGE AND STABILITY ]**

**Storage:** Avoid repeated freeze/thaw cycles.

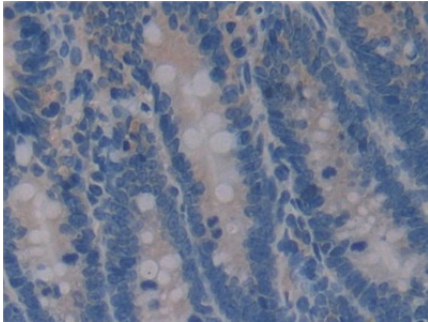
Store at 4°C for frequent use.

Aliquot and store at -20°C for 24 months.

**Stability Test:** The thermal stability is described by the loss rate. The loss rate was determined by accelerated thermal degradation test, that is, incubate the protein at 37°C for 48h, and no

obvious degradation and precipitation were observed. The loss rate is less than 5% within the expiration date under appropriate storage condition.

**[ IDENTIFICATION ]**



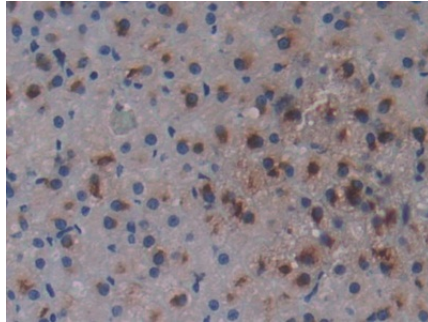
DAB staining on IHC-P;

Samples: Rat Intestine Tissue;

Primary Ab: 10µg/ml Rabbit Anti-Rat  
OPN Antibody

Second Ab: 2µg/mL HRP-Linked  
Caprine Anti-Rabbit IgG Polyclonal  
Antibody

(Catalog: SAA544Rb19)



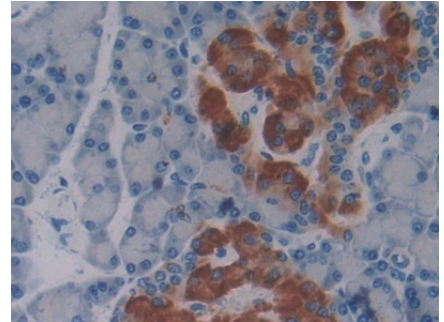
DAB staining on IHC-P;

Samples: Rat Adrenal gland Tissue;

Primary Ab: 10µg/ml Rabbit Anti-Rat  
OPN Antibody

Second Ab: 2µg/mL HRP-Linked  
Caprine Anti-Rabbit IgG Polyclonal  
Antibody

(Catalog: SAA544Rb19)



DAB staining on IHC-P;

Samples: Rat Pancreas Tissue;

Primary Ab: 10µg/ml Rabbit Anti-Rat  
OPN Antibody

Second Ab: 2µg/mL HRP-Linked  
Caprine Anti-Rabbit IgG Polyclonal  
Antibody

(Catalog: SAA544Rb19)

**[ IMPORTANT NOTE ]**

The kit is designed for research use only, we will not be responsible for any issue if the kit was used in clinical diagnostic or any other procedures.