

NOL3 Polyclonal Antibody

Catalog No.	A6319	Category	Polyclonal Antibodies
Applications	WB, IHC, IF	Observed MW	26kDa
Cross-reactivity	Human, Mouse, Rat	Calculated MW	22kDa/24kDa/29kDa

Immunogen Information

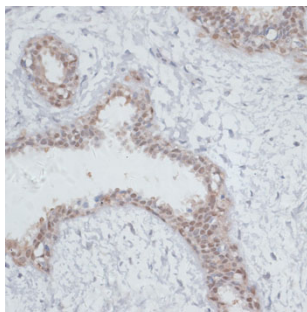
Immunogen	Recombinant fusion protein containing a sequence corresponding to amino acids 1-208 of human NOL3 (NP_003937.1).
Gene ID	8996
Swiss prot	O60936
Synonyms	NOL3; ARC; FCM; MYP; NOP; NOP30; nucleolar protein 3

Product information

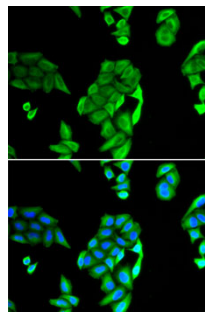
Source	Rabbit
Isotype	IgG
Purification method	Affinity purification
Storage	Store at -20°C. Avoid freeze / thaw cycles. Buffer: PBS with 0.02% sodium azide, 50% glycerol, pH7.3.

Background

This gene encodes an anti-apoptotic protein that has been shown to down-regulate the enzyme activities of caspase 2, caspase 8 and tumor protein p53. Multiple transcript variants encoding different isoforms have been found for this gene.



Immunohistochemistry - NOL3 Polyclonal Antibody (A6319)



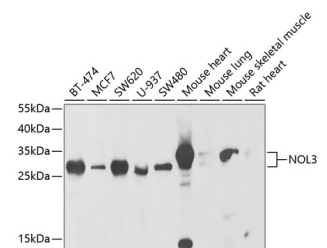
Immunofluorescence - NOL3 Polyclonal Antibody (A6319)

Recommended Dilutions

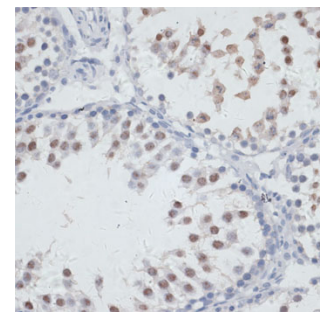
WB 1:500 -
1:2000

IHC 1:50 -
1:200

IF 1:10 -
1:100



Western blot - NOL3 Polyclonal Antibody (A6319)



Immunohistochemistry - NOL3 Polyclonal Antibody (A6319)